



Instructions on how to connect your Bluetooth audio streaming enabled audio player via Bluetooth using the pairing feature of the Mercedes-Benz hands-free system.
(All examples shown are using the COMAND system)

For a connection between your Bluetooth audio streaming enabled audio player and your Mercedes-Benz hands-free system to be successful Bluetooth must be turned on in your Bluetooth audio streaming enabled audio player.
Please make sure to also read the operating and pairing instructions of the Bluetooth audio streaming enabled audio player.

Please follow the steps below to connect your audio player Apple iPad 2 with the Bluetooth audio application of your Mercedes-Benz hands-free system using Bluetooth.

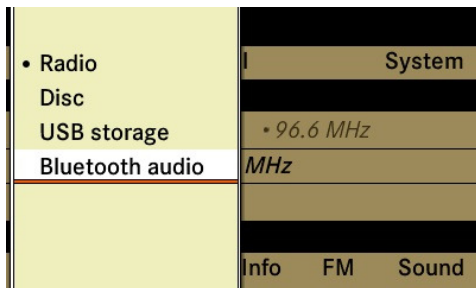
Step 1 (to be performed on your Apple iPad 2)

From the main screen of your mobile phone,

1. Select "Settings"
2. Select "Bluetooth"
4. Select the option "Bluetooth", to turn on Bluetooth. Now your audio player is visible.

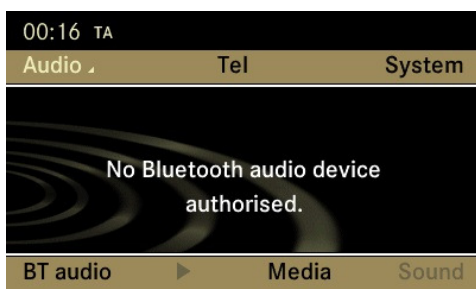
Step 2

To get to the Bluetooth audio screen of your Mercedes-Benz hands-free system press the "DISC" key on the radio or select "Audio".



Step 3


Select "Audio" again and select "Bluetooth audio" or press the "DISC" key several times until you see the following screen.






Step 4

Select "BT audio" located in the lower left corner.



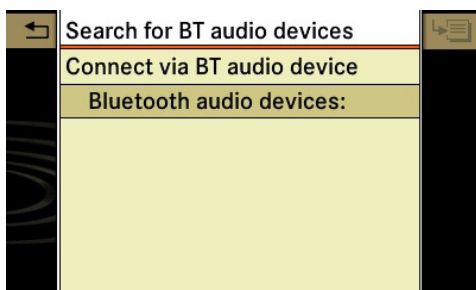
Step 5

Select "Bluetooth audio device list".



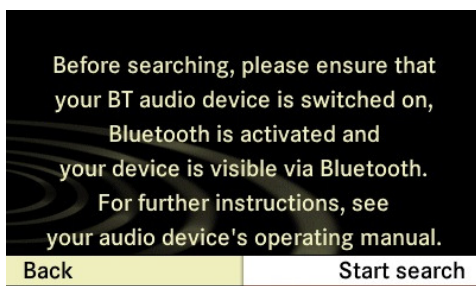
Step 6

Select "Search for BT audio devices".



Step 7

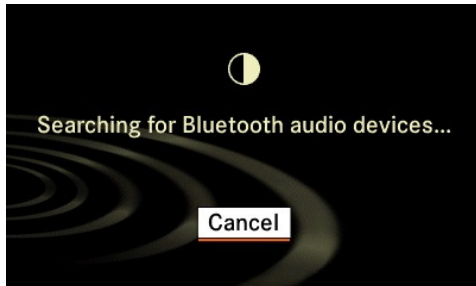
Select "Start search".





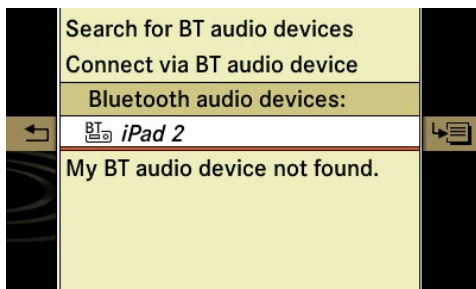
Step 8

The system will now search for any Bluetooth compatible audio players. This may take some time depending on how many devices are found by the system.



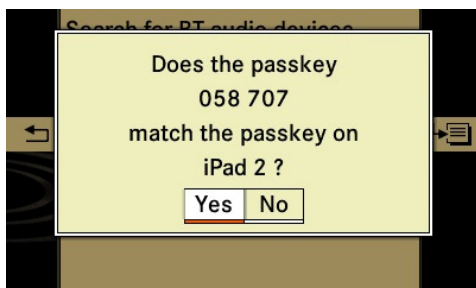
Step 9

Once the system completes searching select your audio player (iPad 2) from the list.



Step 10

The pairing process will generate a 6-digit pass code and display it on the screen. Verify that the same 6 digits are shown on the display of your audio player.



Step 11 (to be performed on your Apple iPad 2)

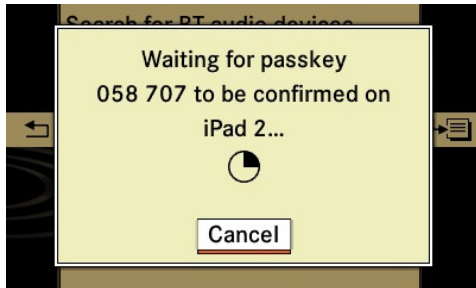
If the pass code match, select "Pair" on your audio player.

If there are any additional pop-ups on your audio player, select "ok" to enable these features.



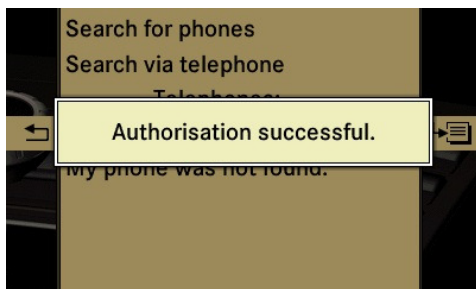
Step 12

After the pass code is verified on both your audio player and the Mercedes-Benz hands-free system, the audio player will begin to be authorized.



Step 13

If the authorization was successful a pop-up appears on your Mercedes-Benz hands-free system.



Step 14

After your audio player is successfully connected via Bluetooth to your Mercedes-Benz hands-free system music will start playing. In addition you will see information about the current status.

